




## Contents

Viewing Allergies .....	1
The Allergy Icon .....	1
Recording No Known Allergies for a Client.....	2
Adding an Allergy .....	2
Removing an Allergy .....	4
Viewing Removed Allergies .....	4
Guidance for Severity of Allergy Symptoms / Reactions (APPENDIX 1).....	5

## Viewing Allergies

A Client's allergy status is displayed in the Indicator's section in the Clinical Portal



- Click the **Allergies** icon for an overview of a Client's allergies
- Click **Close** to close the dialogue box

Or to view the **Allergies and Adverse Reactions Summary** screen

- Click the **Allergy** icon on the banner bar (top right)



## The Allergy Icon

The Allergy icon displays on the right of Client's Banner Bar in the Clinical Portal

There are 3 colours of Allergy icons:



Unknown



No Known Allergies



Allergies recorded

**If the allergy status is AMBER (Unknown) – it is the responsibility of any clinician in contact with the patient to ask about allergies and record the client's response using the allergy icon in Rio.**

Allergies can be checked in the GP section of the shared care record for accuracy



## Recording No Known Allergies for a Client

You can only record that there are no known allergies for a Client if the Allergies icon is amber.

- Click the amber (unknown) **Allergy** icon  on the **Banner Bar**

The **Allergies and Adverse Reactions Summary** screen will display




[WALKER, Ethan \(Mr\)](#) 18 Apr 1993 (32 year(s) old) Male NHS. 941 022 9383    **Actions** **Overview**

**Allergy/Adverse Reaction Status**

☒ Unknown ☐ No Known Allergies/Adverse Reactions ☐ Allergies/Adverse Reactions

- Click to place a tick in the **No known Allergies/Adverse Reactions** check box ☒

The Allergies icon will now display in green

[WALKER, Ethan \(Mr\)](#) 18 Apr 1993 (32 year(s) old) Male NHS. 941 022 9383    **Actions** **Overview**

**Allergy/Adverse Reaction Status**

☐ Unknown ☒ No Known Allergies/Adverse Reactions ☐ Allergies/Adverse Reactions

- Click the **Client's name** to return to the main Clinical Portal screen.

## Adding an Allergy

- Click the **Allergy** icon on the grey **Banner Bar**

   **Actions** **Overview**

The **Allergies and Adverse Reactions Summary** screen will open

Any previously recorded Allergies will display


- Click the **Add** button (bottom of screen)

The **New Allergy/Adverse Reaction** screen will open

Complete as follows: (Fields marked with asterisk★ are mandatory)

- Substance ★:**  Click the green plus

The **SNOMED Search** dialogue box will open


- Enter the search criteria and click the **magnifying glass** 
- Select from **Search Result(s)** on the left
- The **SNOMED Concept Hierarchy** displays on the **right**
- Select the **required code**
- Click **Add to client record** button



- **Reaction Type★:** Select as required
  - Intolerance reactions are often delayed and may be triggered by larger amounts of food.
  - Allergy reactions can be immediate and can be triggered by even a small amount of the allergen.

- **Reaction ★:**  Click the green plus

The **SNOMED Search** dialogue box will open

- Enter the search criteria and click the **magnifying glass** 
- Select from **Search Result(s)** on the left
- The **SNOMED Concept Hierarchy** displays on the **right**
- Select the **required code**
- Click **Add to client record** button

- **Severity of Reaction★:** Select as required

- **Mild** (Reacts to direct contact / Localised reaction)
- **Moderate** (Prolonged / Widespread)

Where the Reaction is UNKNOWN and the Patient has no EpiPen – record as Moderate

- **Severe** (Rapidly evolving reactions, with little or no warning - May have EpiPen)
- **Life Threatening** (Significant Risk if EpiPen Unavailable)

Full guidance for **Severity of Reaction** can be found at **Appendix 1**

- **Certainty:** Complete if required

- **Evidence:** Complete if required

- **Reported By★:** Select as required

- Client
- Relative
- Carer

- **Name:** Complete if required

- **Witnessing HCP:** Complete if required

- **Estimated Year of Identification:** Complete if required

- **Comment:** Complete if required

- Click **Save**

★ Fields marked with red asterisk are mandatory



The **Allergy** will display on the **Allergies and Adverse Reactions Summary** screen will display

- Click the double arrow  to view/hide comments

## Removing an Allergy

- Click the **Allergy** icon on the **Banner Bar**

The **Allergies and Adverse Reactions Summary** screen will open

- Locate the Allergy you want to **remove**
- Click the **Remove** radio button ☐
- Click the **Remove** button (bottom of screen)

The **Remove Allergy/Adverse** screen will open

- **Removal Reason:** Select required reason
- **New Allergy Status:** Select the required **radio button**  
(If the client has multiple allergies recorded you will not see the field. It will only display when you remove the last recorded allergy from the record.)
- Click the **Remove** button (bottom)

## Viewing Removed Allergies

- Click the **Allergy** icon on the **Banner Bar**

The **Allergies and Adverse Reactions Summary** screen will open

- Locate the **Display Removed** checkbox (bottom right)
- Put a tick in the checkbox ☒

The removed Allergy(s) will display

- Click the double arrow to view further details 



## Guidance for Severity of Allergy Symptoms / Reactions (APPENDIX 1)

### Mild (Direct Contact / Localised)

A mild allergic reaction usually occurs only in the parts of the body that come into direct contact with the allergen, and can become worse over time.

**There are seven main symptoms that are typical of mild allergies including:**

- Coughing
- Runny nose, sneezing, and congestion (rhinitis)
- Watery eyes
- Localized itching
- Rash
- Swollen mucous membranes
- Gastrointestinal (digestive system) problems

### Moderate (Prolonged / Widespread)

Allergy symptoms usually start off as mild but can become worse over time.

**Moderate allergic reactions can include these symptoms:**

- Facial swelling, swollen lips, or tongue
- Widespread rash or itchiness
- Hives
- Cough
- Wheezing or difficulty breathing
- Nausea and vomiting
- Asthma symptoms or asthma attack (in allergic asthma)

**NB:-** Where the Reaction is UNKNOWN and Patient is NOT KNOWN to have an EpiPen – record the Severity of Reaction as Moderate

### Severe (Rapidly evolving reactions, with little or no warning - May have EpiPen)

Severe allergy symptoms are serious and can worsen quickly into anaphylaxis, a life-threatening allergic reaction that usually affects more than one part of the body such as the lungs, heart, skin, or digestive system.

#### Signs of anaphylaxis

- Itchy, red, or swollen skin; or hives
- Itchy mouth or swelling of the lips and tongue that make swallowing difficult (angioedema)
- Vomiting, diarrhoea, or cramps
- Severe shortness of breath, wheezing, or coughing
- Chest tightness or pain
- Dizziness, faintness, or weak pulse
- Headache
- Sweating
- Confusion
- Feeling of impending doom
- Loss of consciousness

### Life Threatening (Significant Risk if EpiPen Unavailable)

### Fatal (NOT TO BE USED IN BCHC)

[Key priorities for implementation | Drug allergy: diagnosis and management | Guidance | NICE](#)