



## Contents

Overview .....	1
Recording a Dependency .....	1
Viewing Dependency Levels .....	2
Updating a Dependency Level .....	3
Viewing Dependency Level History .....	4

## Overview

Dependency levels are used by the Children’s & Families Division within our Trust. The Dependency levels are set in line with the ‘Right Help, Right Time’ guidance used by Birmingham Early Years to assist professionals to identify the support that a child, young person, or family might need and how best this support can be provided.

## Recording a Dependency

- Click **Menu**
- Click **Quick Menu**
- Click **Client’s View**
- **Search** for the Client

The **Clinical Portal Client’s View** screen will display

- Click the **CF Dependency Levels** tab (top) 

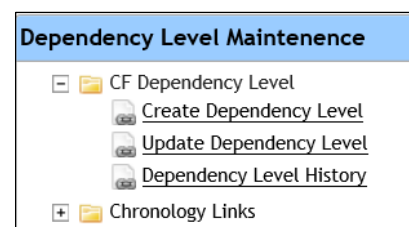
The tab displays in two panes:

**Dependency Levels** – this displays all dependencies that have been recorded

**Dependency Level Maintenance** – where the dependency information is created and updated

In **Dependency Level Maintenance** pane (located on right)

- Click the **CF Dependency Level** folder
- Click the **Create Dependency Level** link









# Dependency Levels



The **CF Dependency Levels** screen will display

Complete the form

- **Recorded Date/Time:** Use date/time recorded
- **Specialty:** As required
- **Dependency Level:** As required
- **Start Date/Time:** Date/Time
- **Comments:** As required
- Click **Save**

Client	EDWARDS, Harley (Miss) - 2463882
Recorded Date/time	25 September 2018 09:00  
Specialty	HEALTH VISITING 
Dependency Level	Medium 
Start Date/Time	25 September 2018 09:00  
Comments	See Progress Note

The **Dependency Level** screen now displays the information you have just recorded

- Click the **Client's name** on the banner bar to return to the main Clinical Portal – Clients' View screen

The **Dependency Levels** tab will display

- Click the **Summary** tab to return to the standard view

## Viewing Dependency Levels

Once a Dependency Level has been created it can be viewed via the Dependency Level pane.

- Click **Menu**
- Click **Quick Menu**
- Click **Client's View**
- **Search** for the Client

The **Clinical Portal Client's View** screen will display

- Click the **CF Dependency Levels** tab (top) 

# Dependency Levels



The **Dependency Level** screen displays on the left of the screen. This will always show the most up to date Dependency that has been recorded

Dependency Levels				
Start Date	Activity Date/Time	Service	Dependency Level	Comments
27 Apr 2023		CHILDREN IN CARE	Medium	

## Updating a Dependency Level

If a Child's Dependency Level changes it can be updated

- Open the Child's **Clinical Portal – Client's View**
- Open the **Dependency Level** tab
- Click the **CF Dependency Level** folder
- Click the **Update Dependency Level** link

A new window opens displaying the **Dependency Level – Update** screen

Maximise the window by clicking on the maximise icon (top right of window) 

- Click the **Change Level/End Dependency** link for the dependency you want to update

A new window will open which displays the previous Dependency Level

Maximise the window by clicking on the maximise icon (top right of window) 

- Click the **Activate All Fields** button (bottom)
- **Change Dependency Level** as required
- **Change Start Date/Time** as required
- Click **Save**

The **Dependency Level** window will refresh and display with the updated information

- Click **X** to **close** the **CF Dependency Level** window
- Click **X** to **close** the **Dependency Level – Update** window

The **Dependency Level** tab will display

- Click the **Client's Name** link on the banner bar (top left) to refresh the screen

The updated Dependency Level will now display

Dependency Levels				
Start Date	Activity Date/Time	Service	Dependency Level	Comments
27 Apr 2023		CHILDREN IN CARE	High	



## Viewing Dependency Level History

Rio generates a report style view of the Dependency Level History

- Open the Child's **Clinical Portal – Client's View**
- Open the **Dependency Level** tab
- Click the **CF Dependency Level** folder
- Click the **Dependency Level History** link

A new window opens displaying the **Dependency Historical View** screen. Maximise window.

- Select your **Dependency Specialty** from the picklist
- Click **OK**

The **Dependency Historical View** report displays, the report can be printed if necessary.

Report Run Date & Time	NHS Number	Given Name	Family Name	Age	Date of Birth
27 Apr 2023 13:27		Khayber	-	1 year(s), 11 month(s)	07 May 2021
Activity	Activity Date/Time	Specialty	Dependency Level	Start Date	Comments
Change Dependency Level	27 Apr 2023 12:35	CHILDREN IN CARE	High	27 Apr 2023 12:35	
New Specialty Dependency	27 Apr 2023 12:30	CHILDREN IN CARE	Medium	27 Apr 2023 12:30	

- Click **Print**
- Click the **Close** button or the **X** to **close** the **Dependency Historical View** window

The **Dependency Level** tab will display