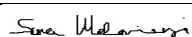


Quick Access Guide to GP Connect

Document Updates

Version	Date	Name	Role
1.0	09/04/2024	Nik Soanes	System Analyst

Document Reviewers

Name	Signature	Role	Date	Version
Sara Malavasi		Product Owner	09/04/2024	1.0

How to use GP Connect HTML interface

In order to use the GP Connect functionality within EPS v1.4.0, CLEO Systems will set up a specific site within the application that has the required access rights for the service within the UAT/INTEGRATION environment.

Once the site has been confirmed as set up and users assigned access to the site:

Log in with smartcard

On the Role/Site selection screen – select the below site shown in the dropdown list:



Available Roles

Medical Prescriber

Please select the site you are operating from for this session

CIVICA UK LTD (DORKING)

UTC - PETERSFIELD

CIVICA UK LTD (DORKING)

Electronic Prescription Service

Once logged in and in the patient search screen:

By NHS Number

By Patient Details

By EPS Script Id/Case Id

NHS Number:

Search

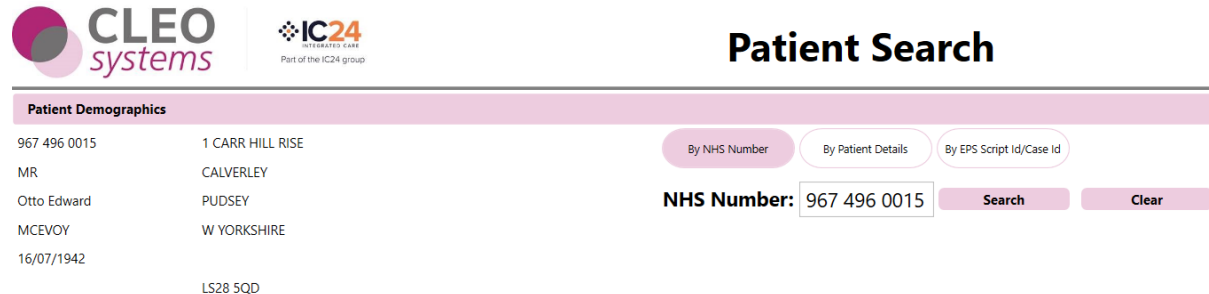
Clear

Please enter a valid NHS number

Enter one of the following NHS numbers:

9674960015
9674960007
9674960023

This are specifically for TEST PATIENTS which have GP Connect data available.



Patient Search

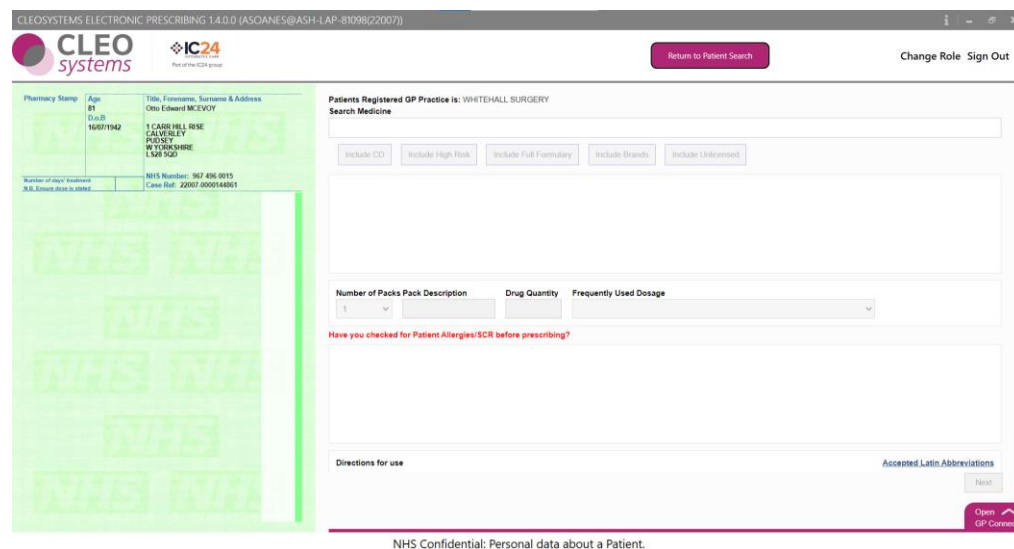
Patient Demographics

967 496 0015	1 CARR HILL RISE	By NHS Number	By Patient Details	By EPS Script Id/Case Id
MR	CALVERLEY	NHS Number: 967 496 0015		
Otto Edward	PUDSEY	Search		
MCEVOY	W YORKSHIRE	Clear		
16/07/1942	LS28 5QD			

Select new prescription:

New Prescription

At the bottom of the prescribing page is a new 'GP Connect' panel:



CLEOSYSTEMS ELECTRONIC PRESCRIBING 1.0.0.0 (ASOANES@ASH-LAP-81098(22007))

CLEO systems **IC24** Part of the IC24 group

Return to Patient Search Change Role Sign Out

Patients Registered GP Practice is: WHITEHALL SURGERY

Search Medicine

Include CD Include High Risk Include Full Formulary Include Brands Include Unlicensed

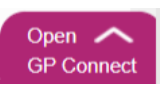
Number of Packs Pack Description Drug Quantity Frequently Used Dosage

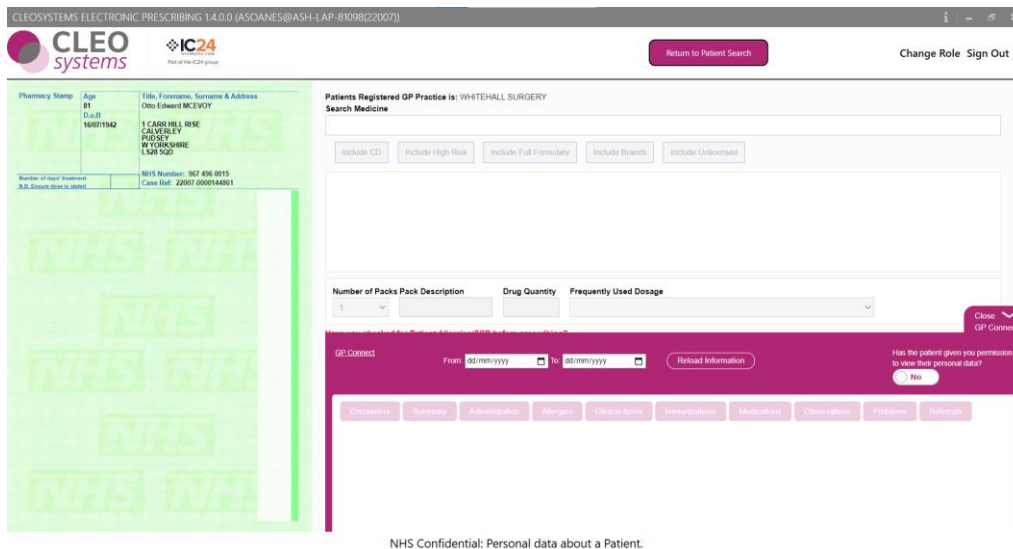
Have you checked for Patient Allergies/SCR before prescribing?

Directions for use Accepted Latin Abbreviations

Open GP Connect

NHS Confidential: Personal data about a Patient.

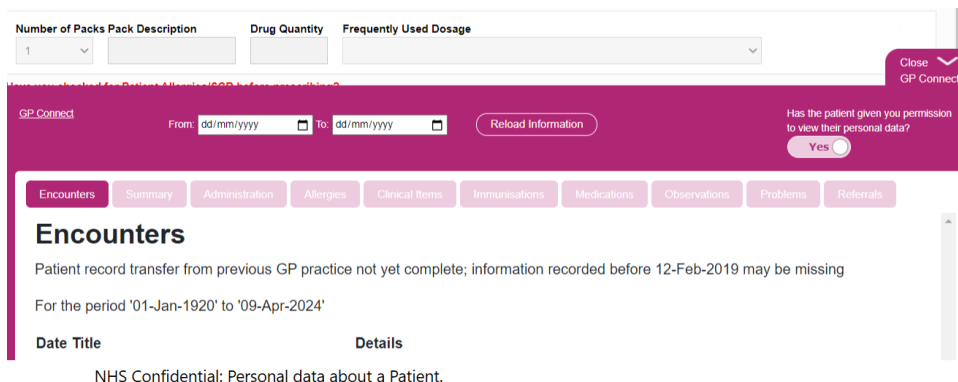
Clicking the  tab will open the panel as shown:



The screenshot shows the CLEO systems interface. On the left, there's a patient information panel with details like Name (Oto Edward MCEVOY), Address (1 CARD HILL RISE, CALVESTY, WYCKSHIRE, LS20 9SD), NHS Number (967 456 0915), and Date of Birth (16/07/1942). The main area is titled 'Patients Registered GP Practice is: WHITEHALL SURGERY' and includes a 'Search Medicine' field. Below this, there are filters for 'Include CD', 'Include High Risk', 'Include Full Formulary', 'Include Brands', and 'Include Unlicensed'. A table with columns 'Number of Packs', 'Pack Description', 'Drug Quantity', and 'Frequently Used Dosage' is visible. At the bottom, there's a 'GP Connect' section with a date range selector (From: dd/mm/yyyy To: dd/mm/yyyy) and a 'Reload Information' button. A permission prompt asks 'Has the patient given you permission to view their personal data?' with a 'Yes' button.

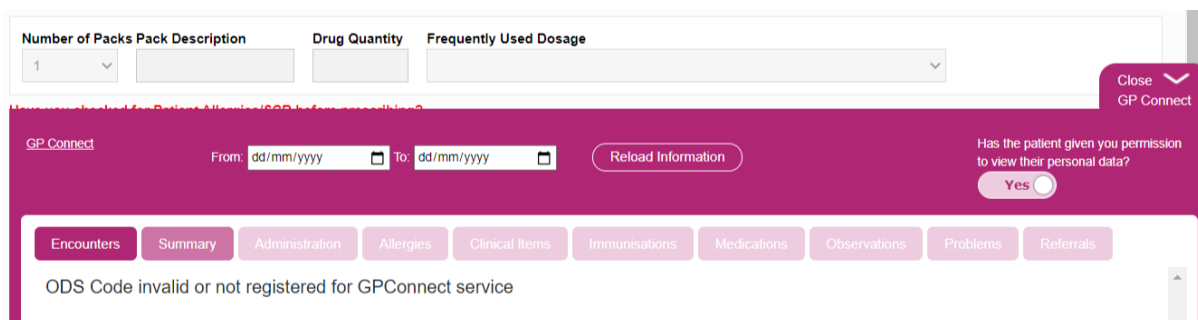
Once this panel is displayed – on toggling the patient permission:

This will now display any related data stored on the patient's GP Connect record:



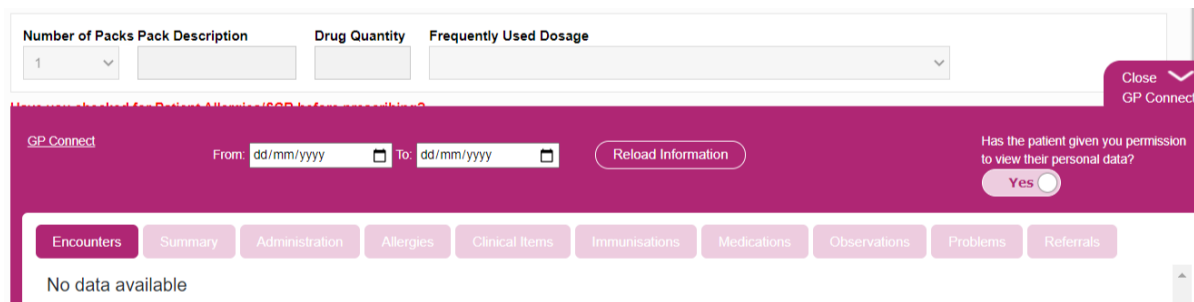
This screenshot shows the 'GP Connect' section of the interface. It includes a date range selector (From: dd/mm/yyyy To: dd/mm/yyyy) and a 'Reload Information' button. A permission prompt asks 'Has the patient given you permission to view their personal data?' with a 'Yes' button. Below this, there's a tabbed interface with tabs for 'Encounters', 'Summary', 'Administration', 'Allergies', 'Clinical Items', 'Immunisations', 'Medications', 'Observations', 'Problems', and 'Referrals'. The 'Encounters' tab is selected, showing a message: 'Patient record transfer from previous GP practice not yet complete; information recorded before 12-Feb-2019 may be missing. For the period '01-Jan-1920' to '09-Apr-2024''. Below this, there's a table with columns 'Date' and 'Title'.

Trying to access GP Connect using any site other than the “Civica” site in the UAT/INTEGRATION environment will present the following error message:



This screenshot shows the error message displayed when accessing GP Connect from a non-Civica site. The error message is 'ODS Code invalid or not registered for GPConnect service'. The interface is similar to the previous screenshots, showing the 'GP Connect' section with a date range selector and a 'Reload Information' button. The permission prompt is also present.

In the event of entering an NHS number of a test-patient 'without' GP Connect data available, will result in the following error message:



Important Note: If the “Civica” site is removed from the System Configuration, then this will only be able to be re-added by CLEO Systems team.