



Contents

Overview	1
Viewing Conditions.....	1
Adding a Condition	2
Removing a Condition	3
Viewing Closed Conditions.....	3


Overview

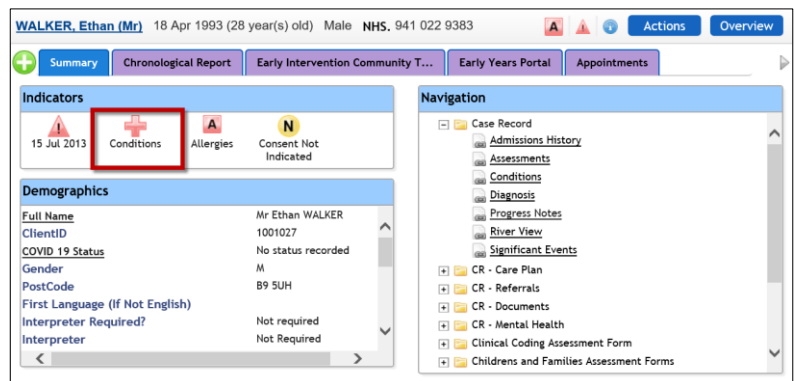
The Conditions functionality in Rio uses SNOMED clinical codes. Conditions can be viewed in the Indicators panel of the Clinical Portal or recorded via the Conditions link in the Case Record folder. Conditions may also be recorded via links found within Assessment forms.

Viewing Conditions

- Click **Menu**
- Click **Quick Menu**
- Click **Client's View**
- **Search** for your Client

The **Clinical Portal – Client's View** screen will display.

- View the **Indicators** pane (top, left)
- Click the **Conditions** red plus 



The Conditions will display

- Click the **Close** button

Conditions		
Date Recorded	Condition Description	Comment
18 Aug 2021	Acute eczema (disorder)	Uses nebuliser daily to help with breathing

Close
[Conditions](#)

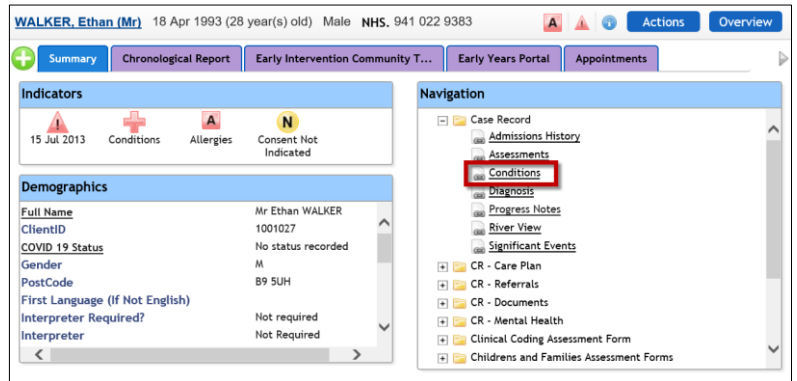


Adding a Condition


- Click **Menu**
- Click **Quick Menu**
- Click **Client's View**
- **Search** for your Client

The **Clinical Portal – Client's View** screen will display.


- Access the **Navigation Pane** (right)
- Click **CR-Case Record**
- Click **Conditions**

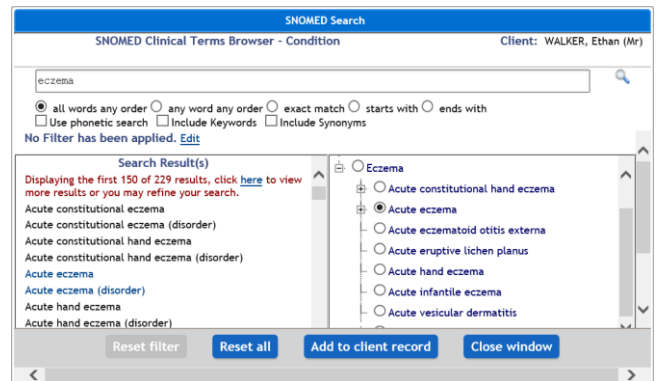


The **Conditions** screen will display

- Click **Add** (bottom)
- Click the **green plus** 

The **SNOMED search** screen displays

- Click in the **Browser** text box
- Type the **name of the Condition**
- Click the **magnifying glass** 



The **Search Result(s)** display on the **left** of the screen and are listed in alphabetical order. Dependant on the quantity of results a [click here](#) link will display to expand the search results list.

- Click the **required Condition**

This will then display in right **SNOMED Concept Hierarchy** pane

- Click to **select** the required condition
- Click **Add to Client Record**
- **Comment:** Enter if required
- **Condition Onset Date:** Enter if Known
- **Foetal Diagnosis:** Enter if Known
- Click **Save**



The Condition is now recorded and displays as below

Condition	Onset Date	Fetal Diagnosis	Date Recorded	Recorded By	Remove
▼ Acute eczema	15 Oct 2020	No	18 Aug 2021	TRAINER, IT	<input type="radio"/>

- Click the double arrow 

This will display any comments which have been recorded

Condition	Onset Date	Fetal Diagnosis	Date Recorded	Recorded By	Remove
▲ Acute eczema Uses nebuliser daily to help with breathing	15 Oct 2020	No	18 Aug 2021	TRAINER, IT	<input type="radio"/>

Removing a Condition

Conditions can not be edited, if a Condition has been entered in error, it can be removed

Condition	Onset Date	Fetal Diagnosis	Date Recorded	Recorded By	Remove
▼ Acute eczema	15 Oct 2020	No	18 Aug 2021	TRAINER, IT	<input checked="" type="radio"/>

- Click in the **Remove** column
- Click the **Remove** button (bottom, centre)
- **Removal Reason:** Complete as required
- **Removal Date:** Complete as required
- Click **Remove**

The Condition will no longer display on the Conditions screen



Condition Acute eczema

Comment Uses nebuliser daily to help with breathing

Date Recorded 18 Aug 2021

Recorded By TRAINER, IT

Removal Reason Entered In Error

Removal Date 18 August 2021  

Viewing Closed Conditions

Ensure the **Conditions** screen is displaying

- Click **Display Removed** (bottom, right)

All closed Conditions will be displayed

- **Remove** the tick to hide the removed Conditions